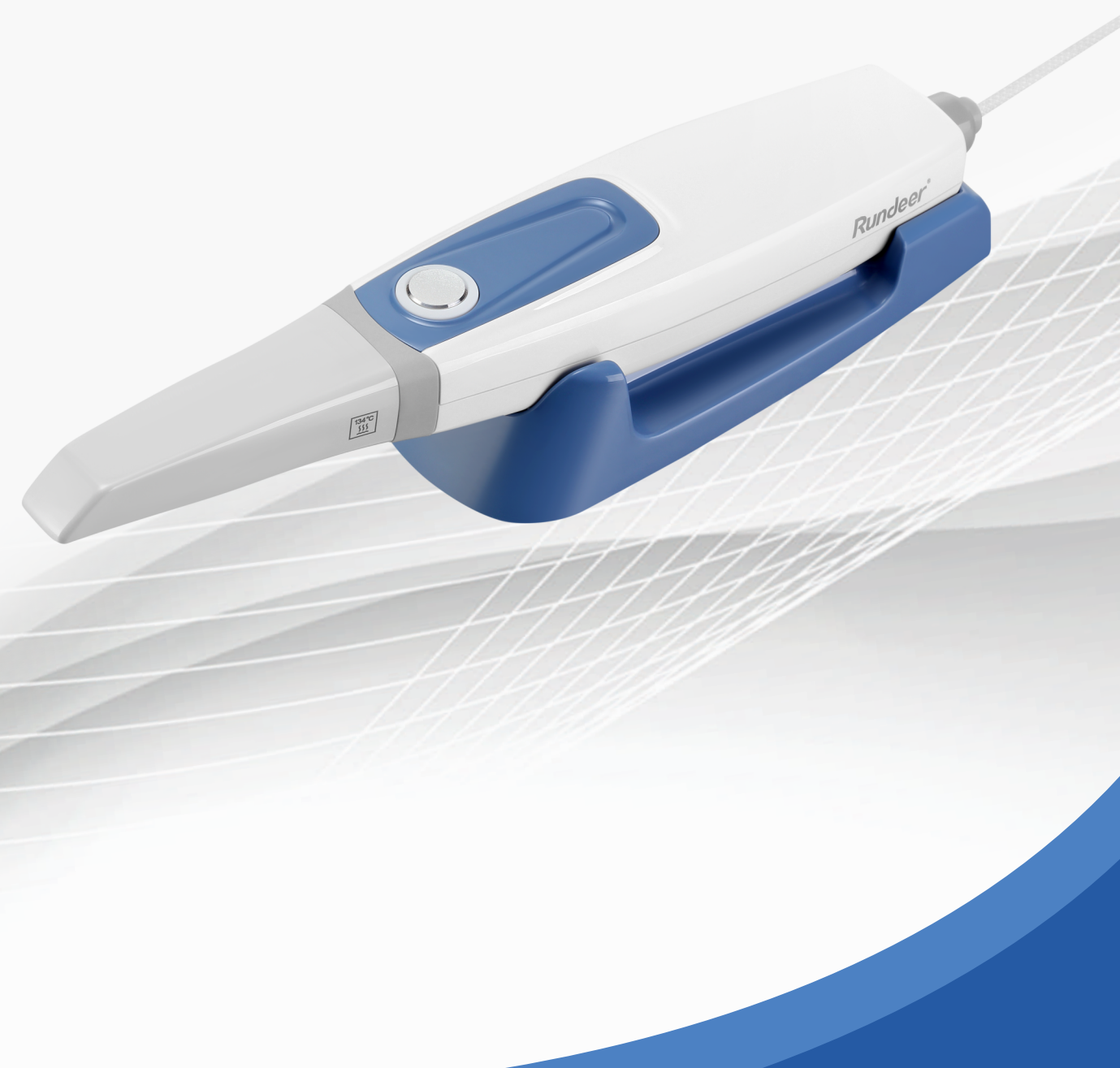


# **Rundeer<sup>®</sup>**

Intraoral Scanner



**Rundeer<sup>®</sup>**

Rundeer Control Equipment Co.,Ltd.

Add:No. 456, Tonghui Road, Jiangbei Investment & Pioneering Park C, Ningbo,China

Tel:+86-574-27709925 Fax:+86-574-27709923 [Http://www.rundeer.net](http://www.rundeer.net) E-mail:rundeerchina@163.com



Perfect Integration with Design Software

Runyes scanner software has been integrated with Exocad, DentalWings and BlueSky Plan, and the integrated data transfer goes beyond simple scanned data file export, which will be an integrated project file containing patient information and tooth details. All information can be imported directly in the corresponding design software, which is more convenient and efficient, and greatly improves work efficiency.



New AI Scanning Function

New AI function will remove extra softer tissues in real time, ensuring the smoother scanning operation and cleaner scanned results. It can be applied to edentulous jaw optimization, caries detection and automatic labeling, etc.



Fashion and Light Handpiece Design

The overall appearance of the handpiece is with streamline design, the net weight of the handpiece is 210g, and the hand-held design makes the operation much more convenient and simpler.



Fast Impression Taken

Fast scanning, linear scanning speed up to 80mm/s; Full arch scanning speed up to 90s.



Cloud Share

The scanned data can be shared with a QR code or link directly, realizing doctor-patient compatibility, communication costs reduction, and high-efficiency digital diagnosis and treatment.



Screw Type Cable Connection

New screw type cable connection ensures a better connection between the cable and the handpiece.



Humanized Scanner Tip Design

New smaller scanner tip, with internal heating system to keep constant temperature inside the patient mouth during scanning. The mirror angle of the scanning tip is close to 45 degrees, which can take into account the mesial and distal areas at the same time.

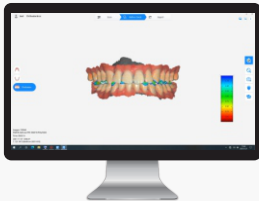


3D Real Color

The surface texture and contrast of the scanned model are stronger; the color distinction between teeth and soft tissues in the data is more obvious; the edges are clearer, which is helpful for doctors and technicians to do further processing.



Auxiliary Function



OUTPUT



3SHAPE



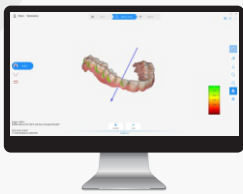
EXO CAD

Powderless   Real Color Scanning   Model: IOS-11			
Accuracy	20um	Export File	STL,PLY,OBJ
Scanning Distance	0-17mm	Scanner Size	240x49.5x30.5mm
Scanner Weight	220g	Operating Time	>30000hrs
Image Capture Technology	Optical continuous video collection	Imaging Mode	Synchronous 3D video
		Quick Reset	Yes
		Model Optimization	Yes

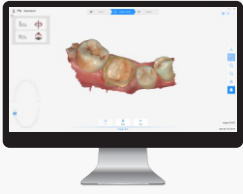
Miscellaneous Function



Occlusion Distance



Undercut Examination



Margin Line Function

Recommend Computer Specification			
Microsoft Windows 10, 64bit Pro edition or higher			
CPU Laptop	Intel Core i7-8700 or higher i7-8750 or higher	System	WINDOWS 10 Professional edition/Corporate edition
Graphics Card	NVIDIA GeForce1660, 6GB or higher	Monitor Resolution	1920x1080
Memory	More than 16G	Port	USB/3.0
Hard Disk	More than 256G SSD or 128G+1T mechanical hard disk	Supply Voltage	110V~240V,50Hz
		Power Consumption	25VA